

How to schedule a Road Test online with the NJ MVC

After completing your 6 hours of behind the wheel training, it is time to schedule your road test.

Step 1: Use the following link: <https://telegov.njportal.com/njmvc>

You will need the following:

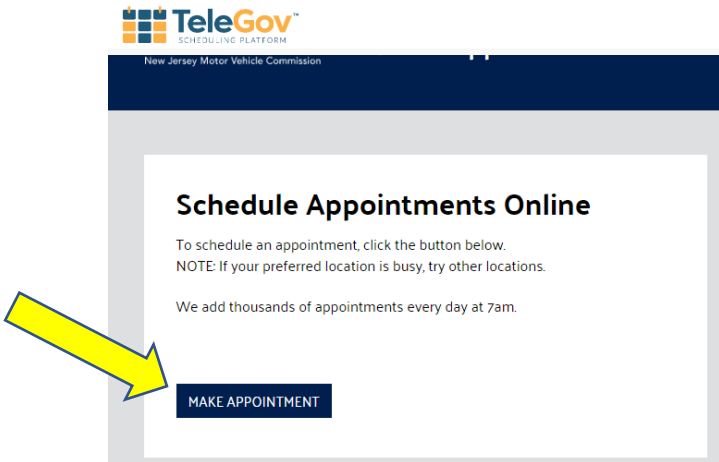
Email address

Contact phone #

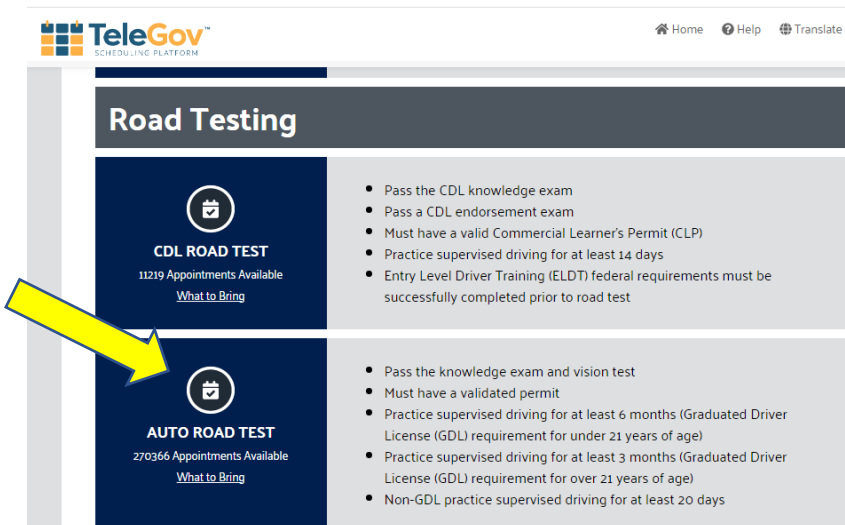
NJ Drivers License # - located on the NJ permit (located above the last name of the permitted driver, 15-digit number that the first letter starts with the driver's last name)

Validation #- 5-digit # located on the NJ Permit, it is written in pen in a stamped box on the permit.

Step 2: Schedule Appointments Online: Select Make Appointment button



Step 3: Road Testing: Select **Auto Road Test** (scroll down the page to the section on Road Testing)



Step 4: Select Testing Center: Select Mays Landing as your testing location and select **Make Appointment**

The screenshot shows the TeleGov Scheduling Platform interface. At the top, there are navigation links for Home, Help, and Translate. Below the header, there is a grid of six testing center cards. Each card displays the center name, the type of test (Non-CDL Road Test), the address, a 'Get Directions' link, the number of appointments available, and the next available appointment time. The 'Mays Landing' card is highlighted with a yellow circle, and a yellow arrow points to the 'MAKE APPOINTMENT' button at the bottom of this card.

Center Name	Address	Appointments Available	Next Available
Eatontown	109 Rt. 36, Eatontown, NJ 07724	17404	10/04/2022 04:00 PM
Kilmer	33 Kilmer Rd, Edison, NJ 08817	22643	10/11/2022 11:40 AM
Lodi	8 Mill Street, Lodi, NJ 07644	18247	12/05/2022 08:00 AM
Mays Landing	1477 19th St, Mays Landing, NJ 08330	23391	09/19/2022 12:20 PM
Miller Air Park	Rte. 530 And Mule Rd., Berkeley Township, NJ 08757	14444	09/19/2022 12:40 PM
Newark	228 Frelinghuysen Avenue, Newark, NJ 07114	25892	10/06/2022 02:20 PM

Step 5: Appointment Date & Time: Scroll to your desired testing dates. Select the Month, Date & Time Desired

A few things to remember:

- Earliest testing date is on their 17th birthday.
- Six months of time must pass between the **testing date** the **date the permit was validated** (validation date on the back of the permit next to the silver sticker)
- If you select a date that is too early the system will kick you back out and have you start the process from the beginning.

The screenshot shows the 'Appointment Date & Time' screen. At the top, there are navigation links for Home, Help, and Translate. Below the header, there are four tabs: AUTO ROAD TEST, MAYS LANDING - NON-CDL ROAD TEST, DATE & TIME, and APPLICANT INFORMATION. The 'DATE & TIME' tab is selected. Below the tabs, there is a prompt: 'Select the date and the time for your appointment.' Below this, there are two sections: 'Date of Appointment:' and 'Time of Appointment for September 19, 2022:'. The 'Date of Appointment:' section shows a calendar for January 2023. A yellow arrow points to the 19th. The 'Time of Appointment for September 19, 2022:' section shows a list of times: 12:20 PM EDT, 12:40 PM EDT, 1:20 PM EDT, and 1:40 PM EDT. A yellow arrow points to the 12:20 PM EDT option.

Step 6: Applicant Information: Complete the Applicant information & select **Submit**

You will need the following Applicant Information:

- Email address (to receive the confirmation email)
- Contact phone # (to have a contact # on file)
- NJ Driver's License # - located on the top of the permit (15-digit number that the first letter starts with your last name, located above the last name of the child)
- Validation #- 5-digit # located on the NJ Permit, it is written in pen in a stamped box on the permit
- License Type= J

Provide the information below. Items marked * are required.


First Name *	Last Name *
<input type="text" value="Rusty"/>	<input type="text" value="Driving"/>
Email *	Phone *
<input type="text" value="RustyDrivingSchool@aol.com"/>	<input type="text" value="(609) 555-9999"/>
Permit Class *	Drivers License Number *
<input type="text" value="J"/>	<input type="text" value="R12345678912345"/>
Permit Validation Number *	
<input type="text" value="12345"/>	

Opt-in to text message updates

Confirmation of Policy *

By checking this box, I confirm that I am aware that after 30 minutes from making this appointment, I will NOT be able to change the personal information on this appointment. I will only be able to change the appointment date or time after 30 minutes. All other changes will require a cancellation.

By checking this box, I acknowledge that I have read and agreed to the terms of the [State of New Jersey Privacy Notice](#) regarding the MVC's collection and usage of personal information.



Confirmation of your scheduled appointment will appear after you submit correctly.

If you get the message- "license not valid" you must start from the beginning.

Information Regarding what to bring to the road test can be found at: www.njmvc.gov

If you experience technical difficulties scheduling a road test, please call the MVC at 609-292-6500 and request to speak with an agent.